

Instruction Manual

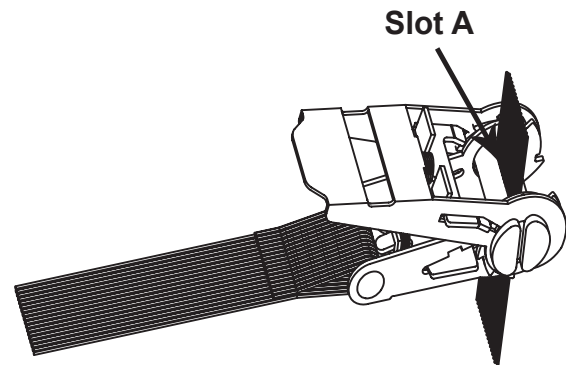
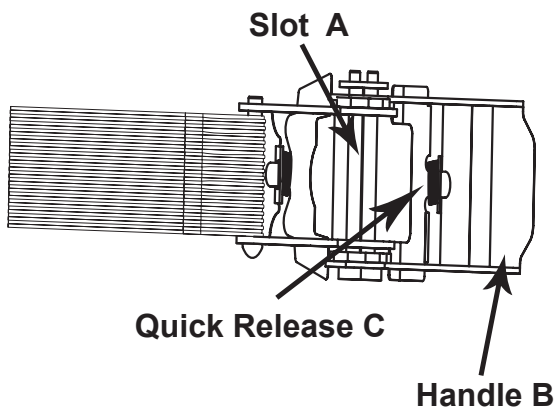
HamiltonBuhl 12' Ratchet A/V Safety Belt

Model #: BELT-12

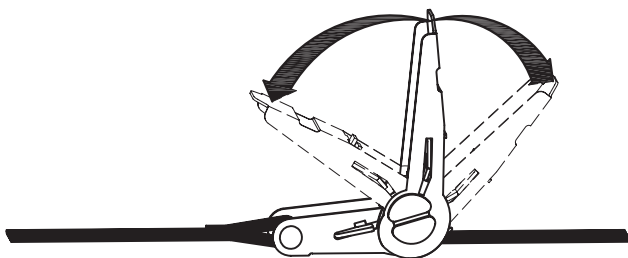
Warranty begins the date item ships from our warehouse. All products, except metal cart, have a one year warranty from original date of shipment, unless otherwise noted. Metal carts have a limited lifetime warranty on all housing components; however, carts have a one year warranty on any electrical/mechanical components.

CAUTION

Extreme tension can be exerted with this ratchet strap, which may cause damage to your equipment and table. Do not over-tighten the strap.



1. Insert strap through slot A and take up slack.



2. Ratchet to desired tension. Push handle down all the way to lock.



3. To release, hold down release lever B and pull handle up until tension is released.