



Test Report No. F690101/LF-CTSAYHA18-07118ER1 Issued Date: 2018. 07. 25 Page 1 of 9

PRIMETECH CO., LTD.
6F, 221 Yeoksam-ro
Gangnam-gu, Seoul
Korea

The following sample(s) was/were submitted and identified by/on behalf of the client as:-

| | |
|-------------------------------|--|
| SGS File No. | : AYHA18-07118ER1 |
| Sample Description | : UVC sterilizer (Vray, VR-03-KKY) |
| Style no./Item no. | : Vray/VR-03-KKY |
| Order No. | : - |
| Buyer | : - |
| Manufacturer | : PRIMETECH CO., LTD. |
| Country of Origin | : KOREA |
| Country of Destination | : - |
| Received Date | : 2018. 07. 05 |
| Test Period | : 2018. 07. 05 to 2018. 07. 18 |
| Test Method | : For further details, please refer to following page (s) |
| Test Results | : For further details, please refer to following page (s) |
| Supersedes /Referral | : This test report supersedes previous report number, "F690101/LF-CTSAYHA18-07118E" issued by SGS Korea. |

SGS Korea Co., Ltd.

Conrad Lee / Technical Manager

This document is issued by the Company subject to its General Conditions of Service printed overleaf, available on request or accessible at <http://www.sgs.com/en/Terms-and-Conditions.aspx> and, for electronic format documents, subject to Terms and Conditions for Electronic Documents at www.sgs.com/terms_e-document.htm. Attention is drawn to the limitation of liability, indemnification and jurisdiction issues defined therein. Any holder of this document is advised that information contained hereon reflects the Company's findings at the time of its intervention only and within the limits of Client's instructions, if any. The Company's sole responsibility is to its Client and this document does not exonerate parties to a transaction from exercising all their rights and obligations under the transaction documents. This document cannot be reproduced except in full, without prior written approval of the Company. Any unauthorized alteration, forgery or falsification of the content or appearance of this document is unlawful and offenders may be prosecuted to the fullest extent of the law. Unless otherwise stated the results shown in this test report refer only to the sample(s).

Results (#) :

| Test microorganisms | Bacteria number after 24 hr at 36 °C | |
|---|--------------------------------------|--------------------|
| | Control (CFU/plate) | Sample (CFU/plate) |
| <i>Escherichia coli</i> (ATCC 8739) | 1.1 X 10 ⁵ | < 10 |
| <i>Staphylococcus aureus</i> (ATCC 6538) | 2.0 X 10 ⁵ | < 10 |
| <i>MRSA</i> (ATCC 33591) | 2.8 X 10 ⁵ | < 10 |
| <i>Klebsiella pneumoniae</i> (ATCC 4352) | 1.3 X 10 ⁵ | < 10 |
| <i>Pseudomonas aeruginosa</i> (ATCC 9047) | 3.0 X 10 ⁵ | < 10 |
| <i>Bacillus subtilis</i> (ATCC 6633) | 1.7 X 10 ⁵ | < 10 |
| <i>Vibrio parahaemolyticus</i> (ATCC 27969) | 3.8 X 10 ⁵ | < 10 |

Remark: CFU = Colony forming unit

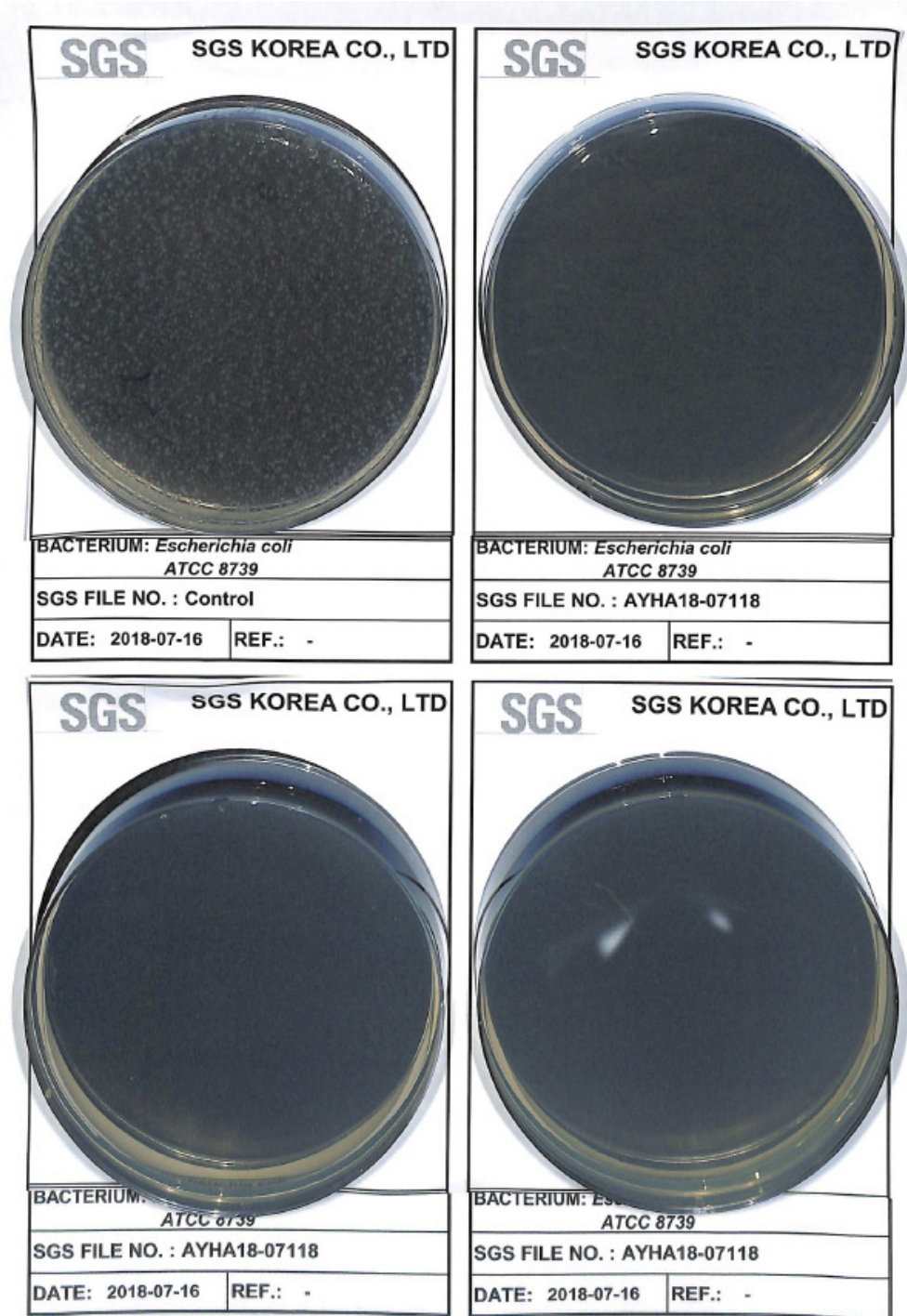
Picture of Sample as Received :



This document is issued by the Company subject to its General Conditions of Service printed overleaf, available on request or accessible at <http://www.sgs.com/en/Terms-and-Conditions.aspx> and, for electronic format documents, subject to Terms and Conditions for Electronic Documents at www.sgs.com/terms_e-document.htm. Attention is drawn to the limitation of liability, indemnification and jurisdiction issues defined therein. Any holder of this document is advised that information contained hereon reflects the Company's findings at the time of its intervention only and within the limits of Client's instructions, if any. The Company's sole responsibility is to its Client and this document does not exonerate parties to a transaction from exercising all their rights and obligations under the transaction documents. This document cannot be reproduced except in full, without prior written approval of the Company. Any unauthorized alteration, forgery or falsification of the content or appearance of this document is unlawful and offenders may be prosecuted to the fullest extent of the law. Unless otherwise stated the results shown in this test report refer only to the sample(s).

- Antimicrobial Activity of Photo: *Escherichia coli* -


- after 5 sec. at a distance of 5 cm -



This document is issued by the Company subject to its General Conditions of Service printed overleaf, available on request or accessible at <http://www.sgs.com/en/Terms-and-Conditions.aspx> and, for electronic format documents, subject to Terms and Conditions for Electronic Documents at www.sgs.com/terms_e-document.htm. Attention is drawn to the limitation of liability, indemnification and jurisdiction issues defined therein. Any holder of this document is advised that information contained hereon reflects the Company's findings at the time of its intervention only and within the limits of Client's instructions, if any. The Company's sole responsibility is to its Client and this document does not exonerate parties to a transaction from exercising all their rights and obligations under the transaction documents. This document cannot be reproduced except in full, without prior written approval of the Company. Any unauthorized alteration, forgery or falsification of the content or appearance of this document is unlawful and offenders may be prosecuted to the fullest extent of the law. Unless otherwise stated the results shown in this test report refer only to the sample(s).

- Antimicrobial Activity of Photo: *Staphylococcus aureus* -

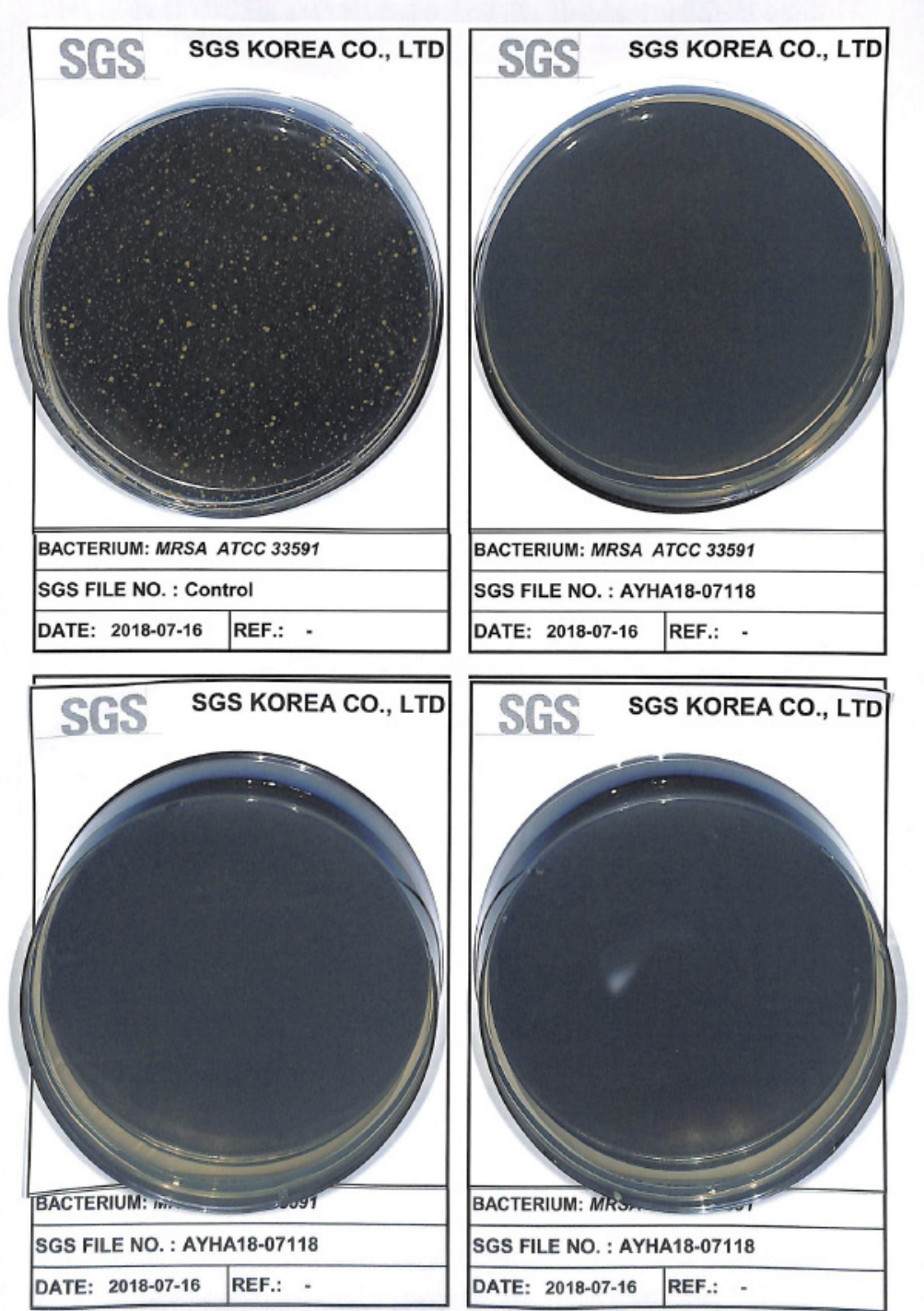
- after 5 sec. at a distance of 5 cm -



This document is issued by the Company subject to its General Conditions of Service printed overleaf, available on request or accessible at <http://www.sgs.com/en/Terms-and-Conditions.aspx> and, for electronic format documents, subject to Terms and Conditions for Electronic Documents at www.sgs.com/terms_e-document.htm. Attention is drawn to the limitation of liability, indemnification and jurisdiction issues defined therein. Any holder of this document is advised that information contained hereon reflects the Company's findings at the time of its intervention only and within the limits of Client's instructions, if any. The Company's sole responsibility is to its Client and this document does not exonerate parties to a transaction from exercising all their rights and obligations under the transaction documents. This document cannot be reproduced except in full, without prior written approval of the Company. Any unauthorized alteration, forgery or falsification of the content or appearance of this document is unlawful and offenders may be prosecuted to the fullest extent of the law. Unless otherwise stated the results shown in this test report refer only to the sample(s).

- Antimicrobial Activity of Photo: **MRSA** -

- after 5 sec. at a distance of 5 cm -



This document is issued by the Company subject to its General Conditions of Service printed overleaf, available on request or accessible at <http://www.sgs.com/en/Terms-and-Conditions.aspx> and, for electronic format documents, subject to Terms and Conditions for Electronic Documents at www.sgs.com/terms_e-document.htm. Attention is drawn to the limitation of liability, indemnification and jurisdiction issues defined therein. Any holder of this document is advised that information contained hereon reflects the Company's findings at the time of its intervention only and within the limits of Client's instructions, if any. The Company's sole responsibility is to its Client and this document does not exonerate parties to a transaction from exercising all their rights and obligations under the transaction documents. This document cannot be reproduced except in full, without prior written approval of the Company. Any unauthorized alteration, forgery or falsification of the content or appearance of this document is unlawful and offenders may be prosecuted to the fullest extent of the law. Unless otherwise stated the results shown in this test report refer only to the sample(s).

- Antimicrobial Activity of Photo: *Klebsiella pneumoniae* -

- after 5 sec. at a distance of 5 cm -



This document is issued by the Company subject to its General Conditions of Service printed overleaf, available on request or accessible at <http://www.sgs.com/en/Terms-and-Conditions.aspx> and, for electronic format documents, subject to Terms and Conditions for Electronic Documents at www.sgs.com/terms_e-document.htm. Attention is drawn to the limitation of liability, indemnification and jurisdiction issues defined therein. Any holder of this document is advised that information contained hereon reflects the Company's findings at the time of its intervention only and within the limits of Client's instructions, if any. The Company's sole responsibility is to its Client and this document does not exonerate parties to a transaction from exercising all their rights and obligations under the transaction documents. This document cannot be reproduced except in full, without prior written approval of the Company. Any unauthorized alteration, forgery or falsification of the content or appearance of this document is unlawful and offenders may be prosecuted to the fullest extent of the law. Unless otherwise stated the results shown in this test report refer only to the sample(s).

- Antimicrobial Activity of Photo: *Pseudomonas aeruginosa* -

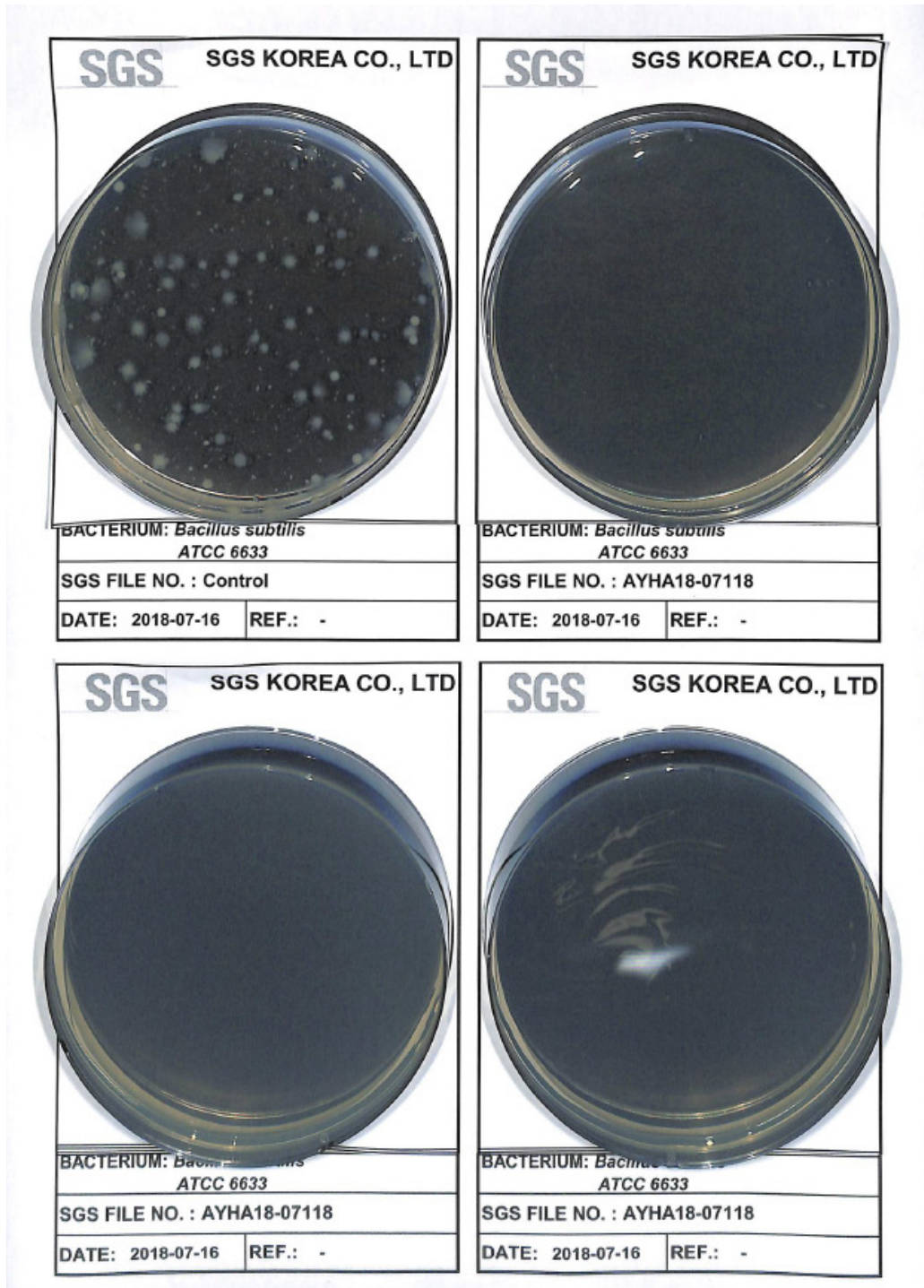
- after 5 sec. at a distance of 5 cm -

| | |
|--|--|
| | |
| <p>BACTERIUM: <i>Pseudomonas aeruginosa</i> ATCC 9027</p> <p>SGS FILE NO. : Control</p> <p>DATE: 2018-07-16 REF.: -</p> | <p>BACTERIUM: <i>Pseudomonas aeruginosa</i> ATCC 9027</p> <p>SGS FILE NO. : AYHA18-07118</p> <p>DATE: 2018-07-16 REF.: -</p> |
| | |
| <p>BACTERIUM: <i>Pseudomonas aeruginosa</i> ATCC 9027</p> <p>SGS FILE NO. : AYHA18-07118</p> <p>DATE: 2018-07-16 REF.: -</p> | <p>BACTERIUM: <i>Pseudomonas aeruginosa</i> ATCC 9027</p> <p>SGS FILE NO. : AYHA18-07118</p> <p>DATE: 2018-07-16 REF.: -</p> |

This document is issued by the Company subject to its General Conditions of Service printed overleaf, available on request or accessible at <http://www.sgs.com/en/Terms-and-Conditions.aspx> and, for electronic format documents, subject to Terms and Conditions for Electronic Documents at www.sgs.com/terms_e-document.htm. Attention is drawn to the limitation of liability, indemnification and jurisdiction issues defined therein. Any holder of this document is advised that information contained hereon reflects the Company's findings at the time of its intervention only and within the limits of Client's instructions, if any. The Company's sole responsibility is to its Client and this document does not exonerate parties to a transaction from exercising all their rights and obligations under the transaction documents. This document cannot be reproduced except in full, without prior written approval of the Company. Any unauthorized alteration, forgery or falsification of the content or appearance of this document is unlawful and offenders may be prosecuted to the fullest extent of the law. Unless otherwise stated the results shown in this test report refer only to the sample(s).

- Antimicrobial Activity of Photo: *Bacillus subtilis* -

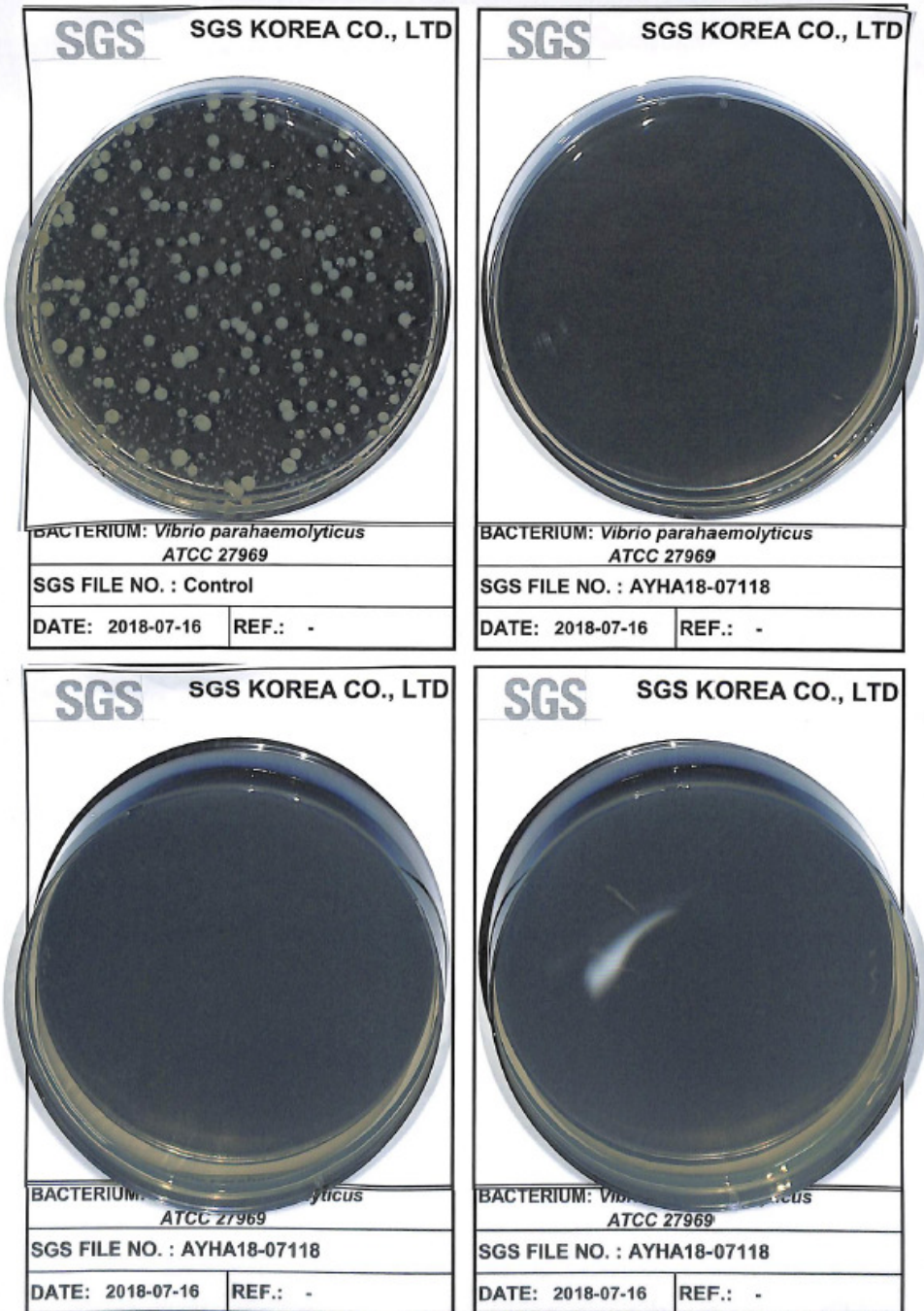
- after 5 sec. at a distance of 5 cm -



This document is issued by the Company subject to its General Conditions of Service printed overleaf, available on request or accessible at <http://www.sgs.com/en/Terms-and-Conditions.aspx> and, for electronic format documents, subject to Terms and Conditions for Electronic Documents at www.sgs.com/terms_e-document.htm. Attention is drawn to the limitation of liability, indemnification and jurisdiction issues defined therein. Any holder of this document is advised that information contained hereon reflects the Company's findings at the time of its intervention only and within the limits of Client's instructions, if any. The Company's sole responsibility is to its Client and this document does not exonerate parties to a transaction from exercising all their rights and obligations under the transaction documents. This document cannot be reproduced except in full, without prior written approval of the Company. Any unauthorized alteration, forgery or falsification of the content or appearance of this document is unlawful and offenders may be prosecuted to the fullest extent of the law. Unless otherwise stated the results shown in this test report refer only to the sample(s).

- Antimicrobial Activity of Photo: *Vibrio parahaemolyticus* -

- after 5 sec. at a distance of 5 cm -



*** End of Report ***

This document is issued by the Company subject to its General Conditions of Service printed overleaf, available on request or accessible at <http://www.sgs.com/en/Terms-and-Conditions.aspx> and, for electronic format documents, subject to Terms and Conditions for Electronic Documents at www.sgs.com/terms_e-document.htm. Attention is drawn to the limitation of liability, indemnification and jurisdiction issues defined therein. Any holder of this document is advised that information contained hereon reflects the Company's findings at the time of its intervention only and within the limits of Client's instructions, if any. The Company's sole responsibility is to its Client and this document does not exonerate parties to a transaction from exercising all their rights and obligations under the transaction documents. This document cannot be reproduced except in full, without prior written approval of the Company. Any unauthorized alteration, forgery or falsification of the content or appearance of this document is unlawful and offenders may be prosecuted to the fullest extent of the law. Unless otherwise stated the results shown in this test report refer only to the sample(s).